



Round 5 : July 14 - 16

Morgan Park Raceway



SUPERSPORT 300 CHAMPIONSHIP Qualifying 1

Date: 15/07/23
Event: Q01
Weather: Sunny - Temp: 6.5C
Track: Dry - Temp: 23.1C

Started at: 09:00:04
Laps: 25 Min
Starters: 20
Posted at: 9:30


PROVISIONAL CLASSIFICATION

Pos	No	Name	Machine	Fastest Lap	On Lap	Behind Leader	Behind Prev	Top Speed
1	26	Cameron SWAIN (QLD) / Caboolture Yamaha / Impeller Museum & Event Services / IDM Global	Yamaha YZF-R3	1:22.977	10 of 15			173
2	25	Brodie GAWITH (VIC) / Megacycle Race Team / Ricondi / YRD / AGV / TCX / Motul / SproutWell Greenh.	Yamaha YZF-R3	1:24.005	4 of 8	1.028	1.028	172
3	32	Jai RUSSO (NSW) / Russo Performance	Yamaha YZF-R3	1:24.017	10 of 16	1.040	.012	171
4	12	Henry SNELL (QLD) / Megacycle Racing / HLM / SHAS / Ricondi / Link Int. / Whitsunday Council	Yamaha YZF-R3	1:24.156	8 of 10	1.179	.139	166
5	11	Brandon DEMMERY (NSW) / SureFlight / Surface Clean Australia / Motocity / Activ Brand Management	Yamaha YZF-R3	1:24.389	10 of 11	1.412	.233	165
6	14	Harrison WATTS (QLD) / TeamBWR / RBM Racing / Dunlop Aust. / RaceDNA / Race & Road / Ricondi	Yamaha YZF-R3	1:24.697	14 of 15	1.720	.308	165
7	17	Joshua NEWMAN (NSW) / GCE Australia / Wet4U Race fairings / GASD / Portbike / Arai / Ixon	Kawasaki Ninja	1:24.817	11 of 16	1.840	.120	169
8	27	Calvin MOYLAN (WA) / RaceDNA M-sports / XXX Rated Suspension / RawHide Co / Kawasaki / Race Art	Kawasaki Ninja	1:24.840	13 of 14	1.863	.023	170
9	13	Marcus HAMOD (NSW) / Motocity / Pirelli / Macna / Jekyle&Hyde / AGV / uncoast Power House	Yamaha YZF-R3	1:24.910	4 of 6	1.933	.070	167
10	20	Casey MIDDLETON (QLD) / RaceDNA M-sports / XXX Rated Suspension / RawHide Co / Kawasaki / Race Art	Kawasaki Ninja	1:24.955	9 of 16	1.978	.045	171
11	51	Sam PEZZETTA (SA) / Unitech Racing / Global Axis / DAZL Holdings / Powercell / YRD / Remo Group	Yamaha YZF-R3	1:25.242	12 of 17	2.265	.287	165
12	15	Daley MILLS (QLD) / RaceDNA M-sports / XXX Rated Suspension / RawHide Co / Kawasaki / Race Art	Kawasaki Ninja	1:25.706	10 of 16	2.729	.464	164
13	95	Tara MORRISON (SA) / B&L Mechanical Air Services / Eurofast / Fearless M-c / Alpinestars / Stuntz	Kawasaki Ninja	1:25.900	9 of 16	2.923	.194	172
14	33	Jordy SIMPSON (SA) / Simpson Crash / Simpson Signs / YRD / SBS Brakes / Kenma / Race Bike Serv.	Yamaha YZF-R3	1:26.413	7 of 16	3.436	.513	168
15	65	Will NASSIF (NSW) / Nassville Race Team	Kawasaki Ninja	1:26.526	14 of 16	3.549	.113	165
16	222	Lincoln KNIGHT (NSW) / Knights Fencing / Excite M-sports / Ricondi Race & Road / Link / Pirelli / AGV	Yamaha YZF-R3	1:26.698	15 of 16	3.721	.172	165
17	72	Ryder GILBERT (SA) / Eagle Drones / Gilbert Design & Const / Routleys Plumbing / Insurance Office	Yamaha YZF-R3	1:26.934	16 of 17	3.957	.236	164
18	46	William HUNT (NSW)	Yamaha YZF-R3	1:28.099	14 of 16	5.122	1.165	167
19	87	Brock QUINLAN (SA) / RaceDNA M-sports / XXX Rated Suspension / RawHide Co / Kawasaki / Race Art	Kawasaki Ninja	1:29.006	10 of 15	6.029	.907	165
20	63	Keegan PRASS (QLD) / RaceDNA Motorsports / XXXRatedSuspension / RawHide Co / Kawasaki	Kawasaki Ninja	1:29.047	8 of 15	6.070	.041	166

Current qualifying record for SS300 class - 1:22.959 by Senna AGIUS (NSW) on a Kawasaki EX 400 set on 06/07/19

*** Indicative qualifying time - 1:32.934 ***

The results are provisional until the end of the time limit for protests and appeals.


Chief Timekeeper - Scott Laing


Race Director - Tom Williams



www.computime.com.au
COMPUTIME RACE TIMING SYSTEMS PTY LTD





Round 5 : July 14 - 16

Morgan Park Raceway



SUPERSPORT 300 CHAMPIONSHIP Qualifying 1

Date: 15/07/23
Event: Q01
Weather: Sunny - Temp: 6.5C
Track: Dry - Temp: 23.1C


Started at: 09:00:04
Laps: 25 Min
Starters: 20
Posted at: 9:30

PROVISIONAL LAP TIMES

No	Name	Lap 1	Lap 2	Lap 3	Lap 4	Lap 5	Lap 6	Lap 7	Lap 8	Lap 9	Lap 10
11	Brandon DEMMERY (NSW)	2:22.604	1:30.622	1:40.377	8:27.025	1:26.265	1:29.199	1:25.179	1:38.631	2:44.157	1:24.389
10		1:27.809									
12	Henry SNELL (QLD)	11:45.667	1:26.606	1:25.082	1:24.215	1:37.705	2:34.491	1:24.645	1:24.156	1:25.248	1:35.500
13	Marcus HAMOD (NSW)	2:52.338	1:27.198	1:25.198	1:24.910	1:26.606	1:31.727				
14	Harrison WATTS (QLD)	2:50.229	1:29.173	1:25.481	1:25.970	1:26.515	1:25.635	1:25.329	1:39.703	2:55.997	1:35.881
10		2:37.706	1:35.187	1:25.502	1:24.697	1:44.698					
15	Daley MILLS (QLD)	2:16.173	1:28.344	1:27.617	1:28.257	1:27.056	1:33.070	1:29.064	1:26.215	1:27.013	1:25.706
10		1:26.311	1:36.010	2:31.961	1:29.996	1:28.633	1:33.503				
17	Joshua NEWMAN (NSW)	2:22.734	1:31.079	1:40.590	2:43.428	1:26.779	1:26.254	1:25.814	1:25.589	1:25.285	1:29.677
10		1:24.817	1:25.883	1:30.953	1:27.336	1:25.128	1:40.294				
20	Casey MIDDLETON (QLD)	2:22.726	1:30.583	1:31.478	1:25.900	1:42.206	1:30.242	1:29.278	1:25.748	1:24.955	1:33.675
10		1:51.333	1:25.839	1:27.412	1:33.783	2:13.319	1:35.336				
25	Brodie GAWITH (VIC)	11:46.389	1:26.214	1:25.254	1:24.005	1:36.488	2:39.628	1:34.334	1:33.424		
26	Cameron SWAIN (QLD)	4:55.640	1:26.914	1:25.189	1:28.972	1:24.679	1:24.257	1:26.619	1:23.745	1:25.786	1:22.977
10		1:33.052	2:00.193	1:26.509	1:24.238	1:33.968					
27	Calvin MOYLAN (WA)	2:23.010	1:30.984	1:31.305	1:25.896	1:41.722	1:30.875	1:29.202	1:31.158	3:33.881	1:26.177
10		1:34.833	3:05.308	1:24.840	1:43.498						
32	Jai RUSSO (NSW)	2:50.915	1:28.557	1:25.673	1:25.305	1:26.083	1:26.304	1:41.300	1:28.118	1:25.466	1:24.017
10		1:35.488	2:40.247	1:35.777	1:26.863	1:24.170	1:24.508				
33	Jordy SIMPSON (SA)	2:23.201	1:30.229	1:28.513	1:27.451	1:27.235	1:26.682	1:26.413	1:26.962	1:38.843	2:47.048
10		1:27.340	1:26.585	1:26.841	1:34.927	1:26.678	1:42.102				
46	William HUNT (NSW)	3:13.752	1:32.714	1:31.394	1:29.696	1:41.617	2:19.447	1:28.841	1:29.108	1:29.321	1:28.750
10		1:29.748	1:29.744	1:28.747	1:28.099	1:28.880	1:28.770				
51	Sam PEZZETTA (SA)	2:24.267	1:31.406	1:28.828	1:26.106	1:26.000	1:26.025	1:25.966	1:26.013	1:31.507	1:26.012
10		1:26.912	1:25.242	1:25.342	1:25.545	1:27.573	1:25.687	1:27.651			
63	Keegan PRASS (QLD)	2:35.351	1:31.140	1:30.743	1:31.710	1:30.013	1:29.490	1:34.673	1:29.047	1:39.440	3:13.588
10		1:29.415	1:30.187	1:29.572	1:29.729	1:29.536					
65	Will NASSIF (NSW)	2:14.748	1:33.157	1:32.911	1:29.832	1:27.878	1:27.667	1:27.542	1:34.264	3:29.403	1:27.403
10		1:29.153	1:28.492	1:27.020	1:26.526	1:26.777	1:26.914				
72	Ryder GILBERT (SA)	2:34.613	1:31.755	1:32.459	1:30.148	1:28.881	1:28.100	1:27.430	1:27.999	1:27.819	1:30.786
10		1:31.918	1:30.776	1:27.661	1:27.294	1:27.222	1:26.934	1:33.982			
87	Brock QUINLAN (SA)	2:33.184	1:32.959	1:32.905	1:36.512	2:57.294	1:30.740	1:30.057	1:29.070	1:29.885	1:29.006
10		1:31.661	1:30.717	1:36.864	2:03.734	1:31.602					
95	Tara MORRISON (SA)	2:54.476	1:28.075	1:27.138	1:27.578	1:27.258	1:26.466	1:26.480	1:26.291	1:25.900	1:36.124
10		3:08.393	1:28.233	1:26.669	1:26.537	1:27.596	1:41.988				
222	Lincoln KNIGHT (NSW)	2:50.968	1:28.589	1:28.733	1:30.041	1:28.043	1:28.355	1:28.561	1:28.276	1:27.345	1:27.094
10		1:37.799	2:35.075	1:27.949	1:27.266	1:26.698	1:27.325				

*** Indicative qualifying time - 1:32.934 ***

The results are provisional until the end of the time limit for protests and appeals.


Chief Timekeeper - Scott Laing


Race Director - Tom Williams



www.computime.com.au
COMPUTIME RACE TIMING SYSTEMS PTY LTD



SUPERSPORT 300 CHAMPIONSHIP
Qualifying 1

Date: 15/07/23
 Event: Q01
 Weather: Sunny - Temp: 6.5C
 Track: Dry - Temp: 23.1C

Started at: 09:00:04
 Laps: 25 Min
 Starters: 20
 Posted at: 9:30

PROVISIONAL SPLIT TIMES

Lap	Split 1	Split 2	Split 3	Lap Time	Spd	Lap	Split 1	Split 2	Split 3	Lap Time	Spd
11 Brandon DEMMERY (NSW) (5th)						12	32.155	35.995	27.037	1:35.187	164
1	1:19.191	34.097	29.316	2:22.604		13	29.045	29.920	26.537	1:25.502	164
2	32.310	31.298	27.014	1:30.622	158	14	28.959	29.507	26.231	1:24.697	161
3	32.377	32.978	35.022	1:40.377 P	162	15	36.866	39.778	28.054	1:44.698	162
4	7:29.537	31.176	26.312	8:27.025		15 Daley MILLS (QLD) (12th)					
5	29.739	30.159	26.367	1:26.265	161	1	1:16.532	31.749	27.892	2:16.173	
6	29.814	32.787	26.598	1:29.199	161	2	30.368	30.627	27.349	1:28.344	159
7	29.486	29.799	25.894	1:25.179	163	3	30.141	30.409	27.067	1:27.617	160
8	31.285	31.370	35.976	1:38.631 P	163	4	29.940	31.253	27.064	1:28.257	160
9	1:43.724	32.945	27.488	2:44.157		5	29.812	30.345	26.899	1:27.056	161
10	29.261	29.535	25.593	1:24.389	164	6	31.328	34.085	27.657	1:33.070	161
11	32.211	29.750	25.848	1:27.809	165	7	32.182	30.154	26.728	1:29.064	158
12 Henry SNELL (QLD) (4th)						8	29.626	29.931	26.658	1:26.215	163
1	10:48.596	30.738	26.333	11:45.667		9	29.652	30.503	26.858	1:27.013	162
2	29.397	30.793	26.416	1:26.606	163	10	29.524	29.709	26.473	1:25.706	164
3	29.373	29.877	25.832	1:25.082	166	11	29.143	30.393	26.775	1:26.311	164
4	28.948	29.543	25.724	1:24.215	164	12	32.334	30.173	33.503	1:36.010 P	161
5	29.250	32.028	36.427	1:37.705 P	166	13	1:27.544	36.114	28.303	2:31.961	
6	1:39.050	29.584	25.857	2:34.491		14	31.763	30.732	27.501	1:29.996	159
7	28.908	29.654	26.083	1:24.645	164	15	30.093	31.282	27.258	1:28.633	160
8	28.922	29.434	25.800	1:24.156	163	16	33.238	32.091	28.174	1:33.503	160
9	29.257	29.637	26.354	1:25.248	165	17 Joshua NEWMAN (NSW) (7th)					
10	29.057	30.151	36.292	1:35.500 P	164	1	1:19.420	33.988	29.326	2:22.734	
13 Marcus HAMOD (NSW) (9th)						2	32.524	31.278	27.277	1:31.079	157
1	1:54.143	31.086	27.109	2:52.338		3	31.889	33.166	35.535	1:40.590 P	169
2	30.184	29.791	27.223	1:27.198	164	4	1:45.066	31.228	27.134	2:43.428	
3	29.546	29.389	26.263	1:25.198	167	5	30.063	29.980	26.736	1:26.779	166
4	29.410	29.541	25.959	1:24.910	165	6	29.579	29.955	26.720	1:26.254	166
5	30.399	30.196	26.011	1:26.606	167	7	29.584	29.357	26.873	1:25.814	167
6	30.253	29.555	31.919	1:31.727 P	166	8	29.354	29.750	26.485	1:25.589	169
14 Harrison WATTS (QLD) (6th)						9	29.381	29.565	26.339	1:25.285	168
1	1:51.308	31.737	27.184	2:50.229		10	29.433	33.450	26.794	1:29.677	168
2	31.349	30.380	27.444	1:29.173	158	11	29.297	29.370	26.150	1:24.817	168
3	29.199	29.824	26.458	1:25.481	160	12	29.263	29.834	26.786	1:25.883	169
4	29.421	29.727	26.822	1:25.970	164	13	34.606	29.841	26.506	1:30.953	165
5	30.169	29.881	26.465	1:26.515	165	14	29.102	31.321	26.913	1:27.336	169
6	29.514	29.867	26.254	1:25.635	164	15	29.220	29.544	26.364	1:25.128	168
7	29.067	29.771	26.491	1:25.329	164	16	29.979	32.744	37.571	1:40.294 P	168
8	31.098	32.729	35.876	1:39.703 P	160	20 Casey MIDDLETON (QLD) (10th)					
9	1:58.707	30.904	26.386	2:55.997		1	1:19.637	33.875	29.214	2:22.726	
10	29.126	30.385	36.370	1:35.881 P	161	2	32.313	31.259	27.011	1:30.583	162
11	1:40.138	30.179	27.389	2:37.706		3	31.599	31.592	28.287	1:31.478	163

Chief Timekeeper - Scott Laing

Race Director - Tom Williams





Round 5 : July 14 - 16

Morgan Park Raceway



SUPERSPORT 300 CHAMPIONSHIP Qualifying 1

Date: 15/07/23
Event: Q01
Weather: Sunny - Temp: 6.5C
Track: Dry - Temp: 23.1C

Started at: 09:00:04
Laps: 25 Min
Starters: 20
Posted at: 9:30

PROVISIONAL SPLIT TIMES

Lap	Split 1	Split 2	Split 3	Lap Time	Spd	Lap	Split 1	Split 2	Split 3	Lap Time	Spd
4	29.487	29.899	26.514	1:25.900	169	4	29.257	29.627	27.012	1:25.896	166
5	33.013	34.764	34.429	1:42.206	171	5	32.836	34.659	34.227	1:41.722	169
6	34.413	29.536	26.293	1:30.242	121	6	34.917	29.885	26.073	1:30.875	118
7	29.963	31.288	28.027	1:29.278	171	7	29.717	31.342	28.143	1:29.202	167
8	29.196	30.281	26.271	1:25.748	165	8	29.626	29.708	31.824	1:31.158 P	165
9	29.088	29.819	26.048	1:24.955	165	9	2:35.976	31.560	26.345	3:33.881	
10	28.859	31.418	33.398	1:33.675 P	166	10	29.666	29.929	26.582	1:26.177	163
11	55.356	29.833	26.144	1:51.333		11	31.095	30.716	33.022	1:34.833 P	162
12	29.099	29.355	27.385	1:25.839	168	12	2:04.802	33.128	27.378	3:05.308	
13	30.560	29.844	27.008	1:27.412	162	13	29.454	29.462	25.924	1:24.840	166
14	28.990	29.803	34.990	1:33.783 P	163	14	44.458	31.803	27.237	1:43.498	170
15	1:09.205	35.028	29.086	2:13.319							
16	28.643	29.975	36.718	1:35.336 P	166						
25 Brodie GAWITH (VIC) (2nd)						32 Jai RUSSO (NSW) (3rd)					
1	10:49.054	30.529	26.806	11:46.389		1	1:52.811	30.749	27.355	2:50.915	
2	29.521	29.970	26.723	1:26.214	163	2	29.831	31.063	27.663	1:28.557	163
3	30.205	29.269	25.780	1:25.254	169	3	29.829	29.386	26.458	1:25.673	157
4	29.075	29.239	25.691	1:24.005	171	4	29.310	29.538	26.457	1:25.305	169
5	29.623	30.951	35.914	1:36.488 P	172	5	29.982	30.031	26.070	1:26.083	167
6	1:43.020	29.654	26.954	2:39.628		6	30.164	29.666	26.474	1:26.304	169
7	32.053	35.424	26.857	1:34.334	168	7	30.789	42.767	27.744	1:41.300	154
8	29.285	30.942	33.197	1:33.424 P	162	8	30.739	30.236	27.143	1:28.118	166
						9	29.930	29.649	25.887	1:25.466	164
						10	28.880	29.357	25.780	1:24.017	168
						11	29.492	30.445	35.551	1:35.488 P	171
						12	1:42.611	30.291	27.345	2:40.247	
						13	30.535	38.899	26.343	1:35.777	156
						14	28.999	31.000	26.864	1:26.863	167
						15	28.985	29.225	25.960	1:24.170	165
						16	29.149	29.478	25.881	1:24.508	166
26 Cameron SWAIN (QLD) (1st)						33 Jordy SIMPSON (SA) (14th)					
1	3:56.813	31.350	27.477	4:55.640		1	1:23.744	31.174	28.283	2:23.201	
2	30.235	30.062	26.617	1:26.914	159	2	32.329	30.890	27.010	1:30.229	165
3	29.397	29.705	26.087	1:25.189	163	3	30.984	30.663	26.866	1:28.513	166
4	29.462	32.081	27.429	1:28.972	169	4	30.032	30.478	26.941	1:27.451	163
5	29.127	29.487	26.065	1:24.679	165	5	30.195	30.217	26.823	1:27.235	163
6	28.942	29.453	25.862	1:24.257	165	6	29.843	30.255	26.584	1:26.682	162
7	29.980	30.273	26.366	1:26.619	165	7	29.717	29.941	26.755	1:26.413	165
8	28.790	29.250	25.705	1:23.745	165	8	29.862	30.187	26.913	1:26.962	168
9	28.964	30.486	26.336	1:25.786	166	9	30.097	30.873	37.873	1:38.843 P	164
10	28.581	29.060	25.336	1:22.977	165	10	1:49.696	30.391	26.961	2:47.048	
11	29.257	30.534	33.261	1:33.052 P	170	11	30.241	30.273	26.826	1:27.340	163
12	1:03.483	30.154	26.556	2:00.193		12	29.548	30.208	26.829	1:26.585	163
13	30.593	29.900	26.016	1:26.509	166	13	29.706	30.123	27.012	1:26.841	163
14	29.060	29.384	25.794	1:24.238	173	14	29.910	36.458	28.559	1:34.927	163
15	30.191	30.003	33.774	1:33.968 P	171						
27 Calvin MOYLAN (WA) (8th)											
1	1:19.768	33.898	29.344	2:23.010							
2	32.377	31.237	27.370	1:30.984	164						
3	31.105	31.593	28.607	1:31.305	169						

Scott Laing
Chief Timekeeper - Scott Laing

Tom Williams
Race Director - Tom Williams





Round 5 : July 14 - 16

Morgan Park Raceway



SUPERSPORT 300 CHAMPIONSHIP Qualifying 1

Date: 15/07/23
Event: Q01
Weather: Sunny - Temp: 6.5C
Track: Dry - Temp: 23.1C

Started at: 09:00:04
Laps: 25 Min
Starters: 20
Posted at: 9:30

PROVISIONAL SPLIT TIMES

Lap	Split 1	Split 2	Split 3	Lap Time	Spd	Lap	Split 1	Split 2	Split 3	Lap Time	Spd
15	29.768	30.168	26.742	1:26.678	162	5	31.864	30.803	27.346	1:30.013	159
16	31.189	30.809	40.104	1:42.102 P	166	6	30.624	30.714	28.152	1:29.490	165
46 William HUNT (NSW) (18th)						7	31.852	34.310	28.511	1:34.673	158
1	2:11.477	32.978	29.297	3:13.752		8	31.210	30.660	27.177	1:29.047	162
2	32.250	31.830	28.634	1:32.714	157	9	32.503	31.881	35.056	1:39.440 P	166
3	31.223	31.608	28.563	1:31.394	158	10	2:11.860	32.898	28.830	3:13.588	
4	30.804	30.971	27.921	1:29.696	158	11	30.916	30.782	27.717	1:29.415	161
5	30.428	30.815	40.374	1:41.617 P	160	12	31.372	31.253	27.562	1:30.187	161
6	1:21.224	30.691	27.532	2:19.447		13	30.844	31.265	27.463	1:29.572	164
7	30.665	30.789	27.387	1:28.841	162	14	31.009	31.152	27.568	1:29.729	164
8	30.605	30.583	27.920	1:29.108	160	15	30.854	31.040	27.642	1:29.536	162
9	31.003	30.813	27.505	1:29.321	160	65 Will NASSIF (NSW) (15th)					
10	30.696	30.660	27.394	1:28.750	161	1	1:13.994	32.232	28.522	2:14.748	
11	30.375	30.959	28.414	1:29.748	161	2	30.901	33.086	29.170	1:33.157	155
12	31.556	30.370	27.818	1:29.744	155	3	31.481	33.386	28.044	1:32.911	156
13	30.854	30.465	27.428	1:28.747	167	4	30.585	31.956	27.291	1:29.832	156
14	30.337	30.423	27.339	1:28.099	160	5	30.101	30.728	27.049	1:27.878	160
15	30.775	30.581	27.524	1:28.880	160	6	30.094	30.448	27.125	1:27.667	162
16	30.458	30.453	27.859	1:28.770	159	7	29.896	30.243	27.403	1:27.542	161
51 Sam PEZZETTA (SA) (11th)						8	29.791	30.344	34.129	1:34.264 P	160
1	1:21.256	34.512	28.499	2:24.267		9	2:31.791	30.488	27.124	3:29.403	
2	32.713	31.513	27.180	1:31.406	162	10	30.116	30.281	27.006	1:27.403	160
3	30.297	31.442	27.089	1:28.828	164	11	30.421	30.373	28.359	1:29.153	165
4	29.636	29.985	26.485	1:26.106	163	12	31.234	30.156	27.102	1:28.492	158
5	29.338	30.017	26.645	1:26.000	165	13	30.202	29.995	26.823	1:27.020	161
6	29.462	29.960	26.603	1:26.025	164	14	29.761	29.974	26.791	1:26.526	163
7	29.343	29.985	26.638	1:25.966	164	15	29.486	30.109	27.182	1:26.777	162
8	29.303	29.957	26.753	1:26.013	162	16	29.688	30.301	26.925	1:26.914	158
9	29.961	33.713	27.833	1:31.507	161	72 Ryder GILBERT (SA) (17th)					
10	29.473	29.854	26.685	1:26.012	161	1	1:33.860	32.815	27.938	2:34.613	
11	29.413	30.454	27.045	1:26.912	164	2	31.491	31.527	28.737	1:31.755	159
12	29.284	29.515	26.443	1:25.242	164	3	32.504	31.416	28.539	1:32.459	162
13	29.178	29.725	26.439	1:25.342	165	4	31.002	30.864	28.282	1:30.148	159
14	29.329	29.690	26.526	1:25.545	165	5	30.731	30.885	27.265	1:28.881	161
15	29.881	30.809	26.883	1:27.573	164	6	30.668	30.704	26.728	1:28.100	164
16	29.479	29.682	26.526	1:25.687	158	7	30.510	30.383	26.537	1:27.430	162
17	31.287	29.804	26.560	1:27.651	162	8	30.511	30.687	26.801	1:27.999	164
63 Keegan PRASS (QLD) (20th)						9	30.473	30.620	26.726	1:27.819	161
1	1:35.261	32.016	28.074	2:35.351		10	30.618	31.958	28.210	1:30.786	161
2	31.636	31.186	28.318	1:31.140	160	11	32.115	31.909	27.894	1:31.918	156
3	31.928	31.019	27.796	1:30.743	166	12	31.057	32.544	27.175	1:30.776	159
4	31.717	31.539	28.454	1:31.710	160	13	30.316	30.548	26.797	1:27.661	160
						14	30.253	30.378	26.663	1:27.294	160

Scott Laing
Chief Timekeeper - Scott Laing

Tom Williams
Race Director - Tom Williams





2023 Round 5 : July 14 - 16

Morgan Park Raceway



SUPERSPORT 300 CHAMPIONSHIP Qualifying 1

Date: 15/07/23
Event: Q01
Weather: Sunny - Temp: 6.5C
Track: Dry - Temp: 23.1C

Started at: 09:00:04
Laps: 25 Min
Starters: 20
Posted at: 9:30

PROVISIONAL SPLIT TIMES

Lap	Split 1	Split 2	Split 3	Lap Time	Spd	Lap	Split 1	Split 2	Split 3	Lap Time	Spd
15	30.229	30.365	26.628	1:27.222	161	8	29.860	29.975	26.456	1:26.291	169
16	30.065	30.373	26.496	1:26.934	161	9	29.734	29.784	26.382	1:25.900	169
17	32.277	34.150	27.555	1:33.982	161	10	30.729	30.776	34.619	1:36.124 P	172
87 Brock QUINLAN (SA) (19th)						11	2:05.792	33.864	28.737	3:08.393	
1	1:30.645	33.168	29.371	2:33.184		12	31.366	30.504	26.363	1:28.233	156
2	32.034	32.212	28.713	1:32.959	158	13	29.902	30.104	26.663	1:26.669	165
3	32.031	31.875	28.999	1:32.905	159	14	29.780	30.117	26.640	1:26.537	166
4	31.799	32.026	32.687	1:36.512 P	164	15	29.993	30.435	27.168	1:27.596	168
5	1:57.688	31.483	28.123	2:57.294		16	32.977	32.723	36.288	1:41.988 P	166
6	31.168	31.211	28.361	1:30.740	162	222 Lincoln KNIGHT (NSW) (16th)					
7	30.956	31.100	28.001	1:30.057	165	1	1:52.281	31.101	27.586	2:50.968	
8	30.592	30.649	27.829	1:29.070	164	2	30.730	30.498	27.361	1:28.589	160
9	30.937	31.336	27.612	1:29.885	161	3	30.860	30.456	27.417	1:28.733	159
10	30.584	30.986	27.436	1:29.006	161	4	31.840	30.494	27.707	1:30.041	160
11	31.355	32.118	28.188	1:31.661	161	5	30.666	30.459	26.918	1:28.043	158
12	31.782	31.064	27.871	1:30.717	157	6	30.466	30.648	27.241	1:28.355	162
13	31.810	31.890	33.164	1:36.864 P	162	7	30.250	30.355	27.956	1:28.561	162
14	1:04.073	31.445	28.216	2:03.734		8	30.854	30.441	26.981	1:28.276	165
15	31.354	32.157	28.091	1:31.602	159	9	30.372	30.155	26.818	1:27.345	160
95 Tara MORRISON (SA) (13th)						10	29.905	30.386	26.803	1:27.094	164
1	1:55.351	31.946	27.179	2:54.476		11	30.388	30.786	36.625	1:37.799 P	162
2	30.974	30.378	26.723	1:28.075	167	12	1:37.513	30.344	27.218	2:35.075	
3	30.218	30.488	26.432	1:27.138	169	13	30.501	30.508	26.940	1:27.949	164
4	30.615	30.253	26.710	1:27.578	171	14	30.207	30.275	26.784	1:27.266	160
5	30.025	30.832	26.401	1:27.258	169	15	30.065	30.074	26.559	1:26.698	159
6	29.707	30.367	26.392	1:26.466	170	16	29.967	30.285	27.073	1:27.325	160
7	29.867	30.155	26.458	1:26.480	170						

*** Indicative qualifying time - 1:32.934 ***

The results are provisional until the end of the time limit for protests and appeals.

Scott Laing
Chief Timekeeper - Scott Laing

Tom Williams
Race Director - Tom Williams





Round 5 : July 14 - 16

Morgan Park Raceway



SUPERSPORT 300 CHAMPIONSHIP
Qualifying 1

Date: 15/07/23
Event: Q01
Weather: Sunny - Temp: 6.5C
Track: Dry - Temp: 23.1C

Started at: 09:00:04
Laps: 25 Min
Starters: 20
Posted at: 9:30

PROVISIONAL FASTEST LAPS SEQUENCE

Race Time	No	Name	Machine	Fastest Lap	On Lap
2:14.748	65	Will NASSIF (NSW)	Kawasaki Ninja	2:14.748	1
3:44.517	15	Daley MILLS (QLD)	Kawasaki Ninja	1:28.344	2
4:19.536	13	Marcus HAMOD (NSW)	Yamaha YZF-R3	1:27.198	2
5:44.734	13	Marcus HAMOD (NSW)	Yamaha YZF-R3	1:25.198	3
7:09.644	13	Marcus HAMOD (NSW)	Yamaha YZF-R3	1:24.910	4
10:41.394	26	Cameron SWAIN (QLD)	Yamaha YZF-R3	1:24.679	5
12:05.651	26	Cameron SWAIN (QLD)	Yamaha YZF-R3	1:24.257	6
14:56.015	26	Cameron SWAIN (QLD)	Yamaha YZF-R3	1:23.745	8
17:44.778	26	Cameron SWAIN (QLD)	Yamaha YZF-R3	1:22.977	10

*** Indicative qualifying time - 1:32.934 ***

The results are provisional until the end of the time limit for protests and appeals.

Chief Timekeeper - Scott Laing

Race Director - Tom Williams



www.computime.com.au
COMPUTIME RACE TIMING SYSTEMS PTY LTD





Round 5 : July 14 - 16

Morgan Park Raceway



SUPERSPORT 300 CHAMPIONSHIP Qualifying 1

Date: 15/07/23
Event: Q01
Weather: Sunny - Temp: 6.5C
Track: Dry - Temp: 23.1C


Started at: 09:00:04
Laps: 25 Min
Starters: 20
Posted at: 9:30

PROVISIONAL BEST PARTIAL TIMES

Pos	Split 1		Split 2		Split 3		LAP		Fastest
	Name	Time	Name	Time	Name	Time	Name	Ideal	
1	C. SWAIN	28.581	C. SWAIN	29.060	C. SWAIN	25.336	C. SWAIN	1:22.977	1:22.977
2	C. MIDDLETON	28.643	J. RUSSO	29.225	B. DEMMERY	25.593	J. RUSSO	1:23.885	1:24.017
3	J. RUSSO	28.880	B. GAWITH	29.239	B. GAWITH	25.691	B. GAWITH	1:24.005	1:24.005
4	H. SNELL	28.908	C. MIDDLETON	29.355	H. SNELL	25.724	C. MIDDLETON	1:24.046	1:24.955
5	H. WATTS	28.959	J. NEWMAN	29.357	J. RUSSO	25.780	H. SNELL	1:24.066	1:24.156
6	B. GAWITH	29.075	M. HAMOD	29.389	C. MOYLAN	25.924	B. DEMMERY	1:24.389	1:24.389
7	J. NEWMAN	29.102	H. SNELL	29.434	M. HAMOD	25.959	J. NEWMAN	1:24.609	1:24.817
8	D. MILLS	29.143	C. MOYLAN	29.462	C. MIDDLETON	26.048	C. MOYLAN	1:24.643	1:24.840
9	S. PEZZETTA	29.178	H. WATTS	29.507	J. NEWMAN	26.150	H. WATTS	1:24.697	1:24.697
10	C. MOYLAN	29.257	S. PEZZETTA	29.515	H. WATTS	26.231	M. HAMOD	1:24.758	1:24.910
11	B. DEMMERY	29.261	B. DEMMERY	29.535	T. MORRISON	26.363	S. PEZZETTA	1:25.132	1:25.242
12	M. HAMOD	29.410	D. MILLS	29.709	S. PEZZETTA	26.439	D. MILLS	1:25.325	1:25.706
13	W. NASSIF	29.486	T. MORRISON	29.784	D. MILLS	26.473	T. MORRISON	1:25.854	1:25.900
14	J. SIMPSON	29.548	J. SIMPSON	29.941	R. GILBERT	26.496	J. SIMPSON	1:26.073	1:26.413
15	T. MORRISON	29.707	W. NASSIF	29.974	L. KNIGHT	26.559	W. NASSIF	1:26.251	1:26.526
16	L. KNIGHT	29.905	L. KNIGHT	30.074	J. SIMPSON	26.584	L. KNIGHT	1:26.538	1:26.698
17	R. GILBERT	30.065	R. GILBERT	30.365	W. NASSIF	26.791	R. GILBERT	1:26.926	1:26.934
18	W. HUNT	30.337	W. HUNT	30.370	K. PRASS	27.177	W. HUNT	1:28.046	1:28.099
19	B. QUINLAN	30.584	B. QUINLAN	30.649	W. HUNT	27.339	K. PRASS	1:28.461	1:29.047
20	K. PRASS	30.624	K. PRASS	30.660	B. QUINLAN	27.436	B. QUINLAN	1:28.669	1:29.006

*** Indicative qualifying time - 1:32.934 ***

The results are provisional until the end of the time limit for protests and appeals.


Chief Timekeeper - Scott Laing


Race Director - Tom Williams





Round 5 : July 14 - 16

Morgan Park Raceway



**SUPERSPORT 300 CHAMPIONSHIP
Qualifying 1**

Date: 15/07/23
Event: Q01
Weather: Sunny - Temp: 6.5C
Track: Dry - Temp: 23.1C

Started at: 09:00:04
Laps: 25 Min
Starters: 20
Posted at: 9:30

PROVISIONAL RACE INFORMATION

Time	Description
09:00:03	PIT EXIT OPEN
09:25:24	Chequered Flag
09:28:07	Event Finish

*** Indicative qualifying time - 1:32.934 ***

The results are provisional until the end of the time limit for protests and appeals.

Scott Laing
.....
Chief Timekeeper - Scott Laing

Tom Williams
.....
Race Director - Tom Williams



www.computime.com.au
COMPUTIME RACE TIMING SYSTEMS PTY LTD

